

Careers at Silverado

Thank you for your interest in working with Silverado! We are always seeking talented, caring individuals to assist us in providing care for our Assisted Living, Hospice, At Home and our Home Office positions. Below are steps on **How to Apply** and **Reset Your Password**.

Search for a Position

Go to www.silverado.com/careers

Search by Job Title (WHAT) and/or Location (WHERE):

The screenshot shows the Silverado careers website search page. At the top left is the Silverado logo with the tagline "lives enriched". To the right are links for "Find Opportunities", "U.S. English", and "Sign In". The main heading is "Careers at Silverado". Below this are two search input fields: "WHAT" (with a red arrow pointing to it) containing "Job Title, Job Category, Store, Requisition Number" and "WHERE" (with a red arrow pointing to it) containing "City, State, Zip, Address". Below the search fields is a map of North America with several blue location pins. Below the map are filters for "Company Location", "Job Category", and "Schedule", along with a "Reset" button. Below the filters, it says "Showing 50 of 291 opportunities" and "By Newest". On the right side, there is a "Featured Opportunities" section with a listing for "Director of Nursing" with details: "DON, DHS, DPCS", "Irving, TX, USA", "Mar 23, 2018", and "Full Time".

Select the position that you would like to review and apply to and you will be brought to a new page that provides details of the position.

Registration / Sign In

To apply for a position, you may select [Apply with LinkedIn](#) or [Apply now](#)

You will be brought to a Register page. If you have applied to a Silverado position, please select Sign In

Register Already have an account? [Sign In](#)

Create an account to apply or save for later

If this is your first time applying to a Silverado position on a computer, please register by completing the online form.

Register Already have an account? [Sign In](#)

Create an account to apply or save for later

* First Name

* Last Name

* Email

* Password

* Confirm Password

* Primary Phone Number

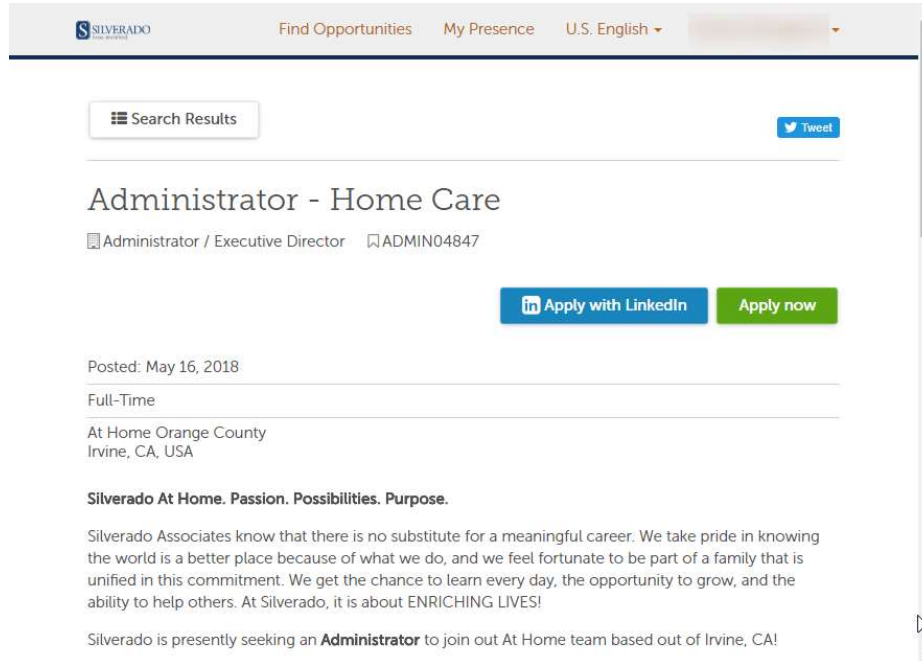
[Register](#)



Password must be 8 characters or more. It must contain 1 uppercase, 1 lowercase, one number, and a symbol (examples, ! @ # \$ %).

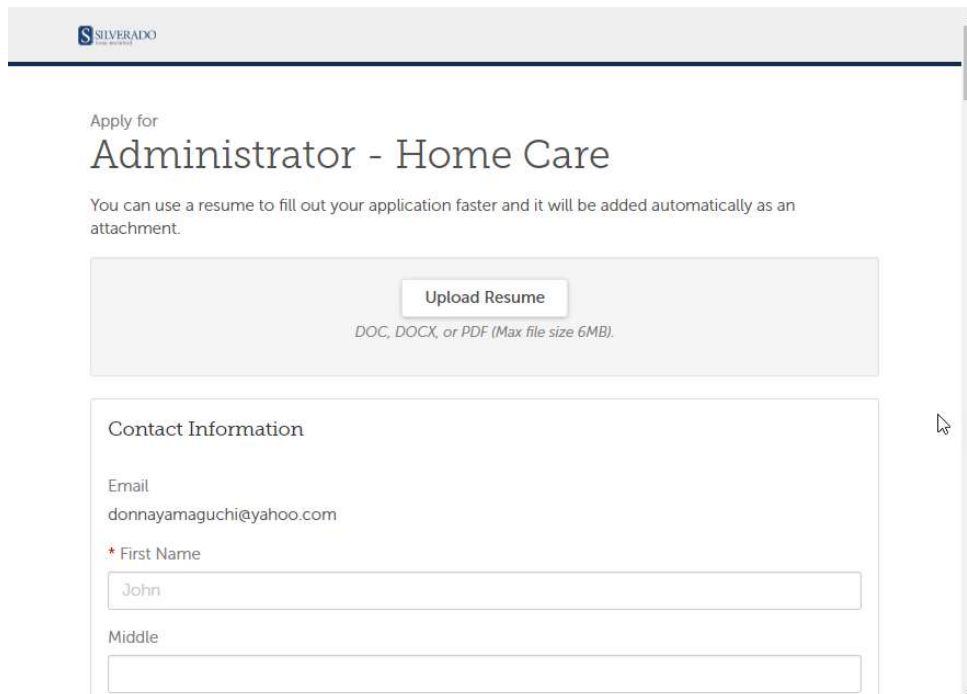
Apply

After you have Registered/Sign In, please select the position you would like to apply for. You will be redirected to the Job Posting detail.



The screenshot shows the Silverado job posting page for 'Administrator - Home Care'. At the top, there is a navigation bar with the Silverado logo, 'Find Opportunities', 'My Presence', and 'U.S. English'. Below the navigation bar, there is a search results section with a 'Search Results' button and a 'Tweet' button. The job title 'Administrator - Home Care' is prominently displayed, followed by the job type 'Administrator / Executive Director' and the ID 'ADMIN04847'. There are two buttons: 'Apply with LinkedIn' and 'Apply now'. Below the buttons, the posting date is 'May 16, 2018', the position is 'Full-Time', and the location is 'At Home Orange County, Irvine, CA, USA'. A paragraph of text describes the company's mission: 'Silverado At Home. Passion. Possibilities. Purpose. Silverado Associates know that there is no substitute for a meaningful career. We take pride in knowing the world is a better place because of what we do, and we feel fortunate to be part of a family that is unified in this commitment. We get the chance to learn every day, the opportunity to grow, and the ability to help others. At Silverado, it is about ENRICHING LIVES!'. A final line states: 'Silverado is presently seeking an Administrator to join out At Home team based out of Irvine, CA!'.

Select Apply with LinkedIn or Apply Now button and you will be brought to the application page for the position. Either upload your resume or fill the fields on the page.



The screenshot shows the application page for 'Administrator - Home Care'. At the top, there is a navigation bar with the Silverado logo. Below the navigation bar, the text 'Apply for Administrator - Home Care' is displayed. A message states: 'You can use a resume to fill out your application faster and it will be added automatically as an attachment.' Below this message is a large button labeled 'Upload Resume' with the text 'DOC, DOCX, or PDF (Max file size 6MB)' underneath. Below the upload button is a 'Contact Information' section. It includes an 'Email' field with the value 'donnayamaguchi@yahoo.com'. There is a required field for 'First Name' with the value 'John'. There is also a 'Middle' field which is currently empty.

Please hit **Submit** to send your application. You will be redirected to a confirmation page that we have successfully received your application



You applied for [REDACTED]

Thank you! Your application was submitted.

Suggested next steps:

- [Go to My Presence](#)
- [Search for Opportunities](#)

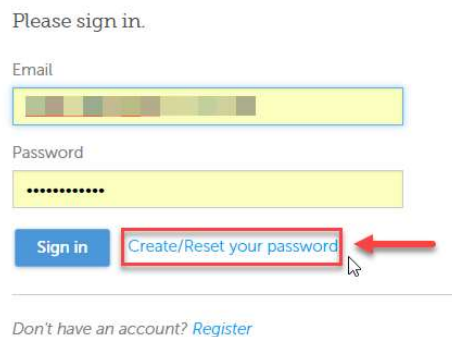
Password Reset

Candidates are able to reset their password when applying to a position on Silverado Careers. They can do this by:

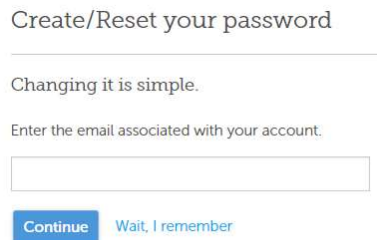
1. Select **Sign In** on the top of the **Careers at Silverado** website page



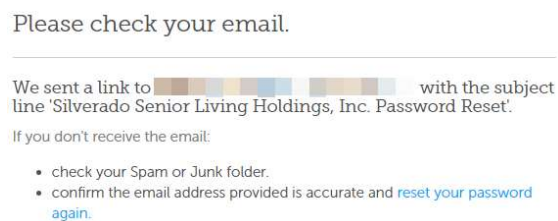
2. Then select **Create/Reset your password**



3. Enter in the email account that is associated with the application.



4. The system will automatically send a **Reset Password** email.



Troubleshooting

- Q:** I did not receive my password reset email
- A:** If you are in contact with a Recruiter, please have them verify with you the email that you have on file in the system as there may be misspellings that may have occurred or you may have used another email address.
- Q:** I created a profile that I used the wrong email address or misspelled my email address (i.e. should have been @yahoo.com and not @gmail.com)
- A:** You will need to create a new profile/application with the correct email address.